

# LIVING OUTDOORS

**Consumers**  
CONCRETE CORPORATION

[consumersconcrete.com](http://consumersconcrete.com)





# Contents

SECTION	PAGE
Retaining Walls.....	3-12
Garden Walls.....	13-20
Pavers .....	21-27
Outdoor Living.....	28-37
Cross Section Guide.....	38-39

The information in this brochure is illustrative. Always consider current specifications, availability, and actual samples before making final selections.

## About Us

Consumers Concrete has been trusted since 1933 for supplying quality products at a fair price. We are a proud producer of Allan Block, Rockwood® and Redi-Rock™ retaining walls along with patio pavers and outdoor living kits that include an exciting outdoor kitchen line. We also manufacture architectural block with our PermaGrind™ and Bella Brik™ products. Consumers Concrete is a leading supplier of ready mixed concrete with 22 strategically placed plants throughout West Michigan featuring Artevia™ Decorative Concrete, Agilia™ Self-Consolidating Concrete and Hydromedia™ Pervious Concrete products.



**What is this symbol ?** This is a QR code that will give you more information about the product on each page.

**How it works:** Use the camera app on your phone. Point the camera at the QR code, once the camera recognizes the symbol as a QR code it will give you a prompt to open a Consumers Concrete web page which will give you more information about that product. This works on all Apple and Android devices.

# Retaining Walls

Pages 3-12



SECTION	PAGE
AB® Classic Collection .....	4-5
AB® Europa Collection .....	6
AB® Aztec.....	7
Rockwood® Classic .....	8-9
Redi-Rock™ .....	10-11
StoneHedge 6® .....	12



The information in this brochure is illustrative. Always consider current specifications, availability, and actual samples before making final selections.

## What is a Retaining Wall

“Retaining Walls” are built to be tough and to last. Many of these wall systems are engineered to hold the ground in place to minimize or eliminate erosion. They are also used to “carve out” usable space in a hillside area where erosion control is needed. Retaining walls are typically installed by professional contractors. The use of professional engineering services is also advised for retaining walls over 4 ft. in height and for any nonstandard site or soil conditions.

## What is a Garden Wall

“Garden Walls” can only be built so high, typically 24” to 32” is what is considered safe for a garden wall, but each type of wall should be checked for its maximum height allowance before being used on a project. Garden walls are NOT typically engineered to prevent erosion. They are used around a home or small garden. With a little work, these walls can be constructed by a home owner without a high level of engineering expertise.









# AB® Classic Collection

The **AB® Collection** gives a smooth fluid finish to any outdoor living space. Enjoy the beauty and durability of this collection's classic cut stone look that adds distinguished style to any landscape.

## Standard Colors



Antique



Country



Granite



Montana



Natural

Custom Colors  
Available



AB Ashlar Blend™ Pattern



AB Cap



AB Classic



AB Corner



AB Jumbo Jr.



AB Lite Stone



AB Junior Lite



AB Stone 12° Setback  
(Special Order)

Description	Size HxWxD (Inches)	Sq. Ft. Unit	Weight (Pounds)	Units Pallet	Sq. Ft. Pallet	Weight Pallet	Set Back
AB Classic	8 x 18 x 12	0.92	71	40	36.8	2,890	6°
AB Jumbo Jr.	8 x 9 x 9.5	0.46	35	64	29.44	2,290	6°
AB Lite Stone	4 x 18 x 12	0.46	26.5	64	29.44	1,696	6°
AB Junior Lite	4 x 9 x 12	0.23	17.5	96	22.08	2,030	6°
AB Classic Corner (L&R - Sold in Pairs)	8 x 14 x 9		112 Per Pair	27 Pairs		3,024	
AB Classic Cap	4 x 18 x 12	0.38	55	48	18.24	2,690	



For more information about this product go to:  
<https://consumersconcrete.com/ab-collection/>



# AB® Europa Collection

The **AB® Europa Collection** is a weathered stone look that brings old world charm that is elegant and ageless to your landscape. The easy to install dry stack system is perfect for residential projects and is also a great choice for commercial projects. Create an old world masterpiece that would be at home in Italy or the French countryside with AB® Europa and your imagination.



**AB Abbey Blend™ Pattern**



**AB Dover**



**AB Palermo**



**AB Europa Corner**



**AB Europa Cap**




**AB Barcelona**



**AB Bordeaux**

## Standard Colors



**Country**



**Granite**

Description	Size HxWxD (Inches)	Sq. Ft. Unit	Weight (Pounds)	Units Pallet	Sq. Ft. Pallet	Weight Pallet	Set Back
AB Dover	8 x 18 x 10.5	0.92	73	40	36.8	2,920	6°
AB Palermo	8 x 9 x 9.5	0.46	39	64	29.44	2,496	6°
AB Europa Corner (L&R - Sold in Pairs)	8 x 14 x 9	.71 Face .38 End	112 Per Pair	27 Pairs		3,024	6°
AB Barcelona	4 x 18 x 10.5	0.46	44	64	29.44	2,900	6°
AB Bordeaux	4 x 9 x 10.5	0.23	19	96	22.08	1,875	6°
AB Europa Cap	4 x 18 x 12	0.38	58	48	18.24	2,835	



For more information about this product go to:  
<https://consumersconcrete.com/ab-europa/>





# AB<sup>®</sup> Aztec

The AB Aztec Collection is a new product based on the 500-year-old walls of Cusco, Peru, Capitol of the Incans. The smooth subtle face of the AB Aztec Collection provides your landscape with the centuries old feel that will compliment many landscape styles. The AB Aztec Collection uses the same size pieces and installation steps as our popular AB Collection and AB Europa Collections and can be integrated with either of these products or used alone to create the landscape you envision.



AB Aztec Classic



AB Aztec Jumbo Jr



AB Aztec Lite Stone



AB Aztec Junior Lite

## Standard Color



Granite



AB Aztec Corner




AB Aztec Caps

Description	Size HxWxD (Inches)	Sq. Ft. Unit	Weight (Pounds)	Units Pallet	Sq. Ft. Pallet	Weight Pallet	Set Back
AB Aztec Classic	8 x 18 x 12	0.92	75	40	36.8	3,000	6°
AB Aztec Jumbo Jr.	8 x 9 x 9.5	0.46	35	64	29.44	2,240	6°
AB Aztec Lite Stone	4 x 18 x 12	0.46	35	64	29.44	2,240	6°
AB Aztec Junior Lite	4 x 9 x 12	0.23	18	96	22.08	1,728	6°
AB Aztec Corner (L&R - Sold in Pairs)	8 x 16 x 8		110 Per Pair	27 Pairs		2,970	
AB Aztec Cap	4 x 18 x 12	0.38	55	48	18.24	2,640	



For more information about this product go to:  
<https://consumersconcrete.com/ab-aztec-2/>









# ROCKWOOD® Classic® 6

Our **Rockwood® Classic 6** system is designed with the professional wall builder in mind. With a full 18" wide face and 12" depth, the 6" high units provide .75 sq. ft. of wall coverage. The robust Classic system provides desired curb appeal to any property with its timeless beauty and simplicity. Available in two face designs, standard and custom colors, Classic® is a sure winner for projects from residential applications to commercial walls and gardens.

## Standard Colors



**Classic® Split Straight**



**Classic® Split Beveled**



**Universal Cap**



**Natural Base Block**



**Antique**




**Country**



**Granite**



**Montana**



**Natural**

## Also Available:

**6" Corner Block**

**6" Half Block**

Custom Colors Available

Description	Size HxWxD (Inches)	Sq. Ft. Unit	Weight (Pounds)	Units Pallet	Sq. Ft. Pallet	Weight Pallet	Set Back
Classic 6" Straight	6 x 18 x 12	0.75	63	48	36	3,072	3/4" / 6°
Classic 6" Beveled	6 x 18 x 12	0.75	60	48	36	2,880	3/4" / 6°
Classic 6" Half	6 x 9 x 12	0.38	30				
Classic 6" Corner	6 x 13 x 5.5	0.54	32				
Universal Cap	4 x 18 / 14 x 10.5	0.50	54	48	24	2,642	
Base Block - Beveled	6 x 18 x 12	0.75	60	48	36	2880	



For more information about this product go to:  
<https://consumersconcrete.com/rockwood-classic/>





Courtesy of Yanke Construction







Courtesy of Landscape Design Works, Inc.

# Redi-Rock™

**Redi-Rock™** products capture the “Essence of Natural Rock” with textures so natural, many mistake it for quarried stone. Columns, free standing walls, steps and retaining walls are all possible in a variety of textures cast from molds made from real stone and colors that complement your surroundings. Redi-Rock™ units are large in scale to handle the tough jobs. This engineered system, which is typically designed as a gravity wall system, is compatible with the aesthetics of most residential and commercial projects. You can count on the quality of Redi-Rock™ manufactured by Consumers Concrete. We use a dedicated concrete mix designed for strength and durability that is produced fresh for every Redi-Rock™ block. We never use repurposed concrete.



## **Ledgestone Pattern** (Top Stone Shown)

The random texture on a Ledgestone block makes the individual blocks nearly indistinguishable, while giving the impression of a natural stone wall. The Ledgestone block has 5.75 sq.ft. of face.



## **Cobblestone Pattern** (Top Stone Shown)

When you choose Redi-Rock™ Cobblestone texture, you get the structural capabilities of a large block retaining wall system with a smaller scale look. The Cobblestone texture block has the appearance of six smaller blocks on each 5.75 sq.ft. face.

Arizona Tan

Gray

Montana

Curved Step



## **Steps**

Redi-Rock™ large scale 7” x 26” x 48” steps are available in brown, sandstone, and gray colors. Finished on three edges and at ideal tread height, these units make a great step for use in the Redi-Rock wall systems. These beautiful and solid units provide a step solution in almost any project.


Description	Size HxWxD (Inches)	Sq. Ft. Unit	Weight (Pounds)	Units Pallet	Weight Pallet
Cobblestone Pattern	18 x 46 x 41*	5.75	2300		
Ledgestone Pattern	18 x 46 x 41*	5.75	2300		
Steps	7 x 26 x 48		650	5	3,250

\*Data for middle block - sizes and weight vary by unit type



For more information about this product go to:  
<https://consumersconcrete.com/redi-rock-walls-and-steps/>





# StoneHedge 6<sup>®</sup> (Free Standing Wall)

Versatile, durable and beautiful are the best ways to describe **StoneHedge 6<sup>®</sup>** by Rockwood<sup>®</sup>. This 2 sided split wall system is perfect for retaining walls, freestanding walls and even garden and seat walls. The 2 sided feature make it a perfect choice for partition and privacy walls. StoneHedge 6<sup>®</sup> is also able to integrate with the Rockwood<sup>®</sup> Classic 6<sup>®</sup> system. This makes it one of the most adaptable systems available.



**StoneHedge 6<sup>®</sup>**



**Universal Cap**

## Standard Colors



**Country**



**Granite**

## Also Available:

**1/2 Block**



Description	Size HxWxD (Inches)	Sq. Ft. Unit	Weight (Pounds)	Units Pallet	Sq. Ft. Pallet	Weight Pallet
Straight	6 x 18 x 10	0.75	65	40	30	2,560
Half Unit	6 x 6 x 10	0.75	28			
Universal Cap	4 x 18 / 14 x 10.5	0.50	54	48	24	2,642



For more information about this product go to:  
<https://consumersconcrete.com/rockwood-stone-hedge-6/>





SECTION	PAGE
AB Courtyard® .....	14-15
Rockwood® E-Z Wall II™ .....	16-17
Lakeland® Tumbled Walls & Riverland® Walls....	18-19
CabinStone .....	20



The information in this brochure is illustrative. Always consider current specifications, availability, and actual samples before making final selections.

## What is a Garden Wall

“Garden Walls” can only be built so high, typically 24” to 32” is what is considered safe for a garden wall, but each type of wall should be checked for its maximum height allowance before being used on a project. Garden walls are NOT typically engineered to prevent erosion. They are used around a home or small garden. With a little work, these walls can be constructed by a home owner without a high level of engineering expertise.

## What is a Retaining Wall

“Retaining Walls” are built to be tough and to last. Many of these wall systems are engineered to hold the ground in place to minimize or eliminate erosion. They are also used to “carve out” usable space in a hillside area where erosion control is needed. Retaining walls are typically installed by professional contractors. The use of professional engineering services is also advised for retaining walls over 4 ft. in height and for any nonstandard site or soil conditions.





# AB<sup>®</sup> Courtyard

The **AB Courtyard Collection** is a versatile two-sided patio wall system. Walls, pillars, seating, enclosures, cooking areas and kitchens are just a few examples of the beautiful projects that will enhance your landscape and outdoor space. The classic split look of Courtyard is sure to please. AB Courtyard comes ready to install with pre-designed patio packages that are great for professionals and DIY installers too!

## Standard Colors



AB Dublin



AB Corner



AB York



AB Wall Cap



Country



Granite



Description	Size HxWxD (Inches)	Sq. Ft. Unit	Weight (Pounds)	Units Pallet	Sq. Ft. Pallet	Weight Pallet
AB Dublin	6 x 16.5 x 7	0.68	39	60	40.8	2,570
AB York	6 x 7.5 / 9 x 7	0.34	21	96	32.64	2,066
AB Corner Block	6 x 15 / 15.5 x 7	0.65	52	60	39	3,120
AB Wall Cap	3.5 x 7 / 9.25 x 7	Reversible	23	96		2,058



For more information about this product go to:  
<https://consumersconcrete.com/ab-courtyard/>





# AB® Courtyard Packages



Espresso



Napa



Pinot



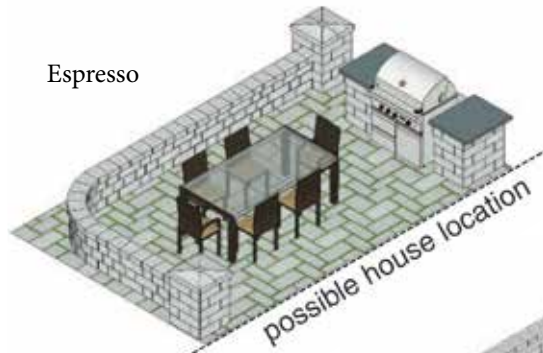
Chianti



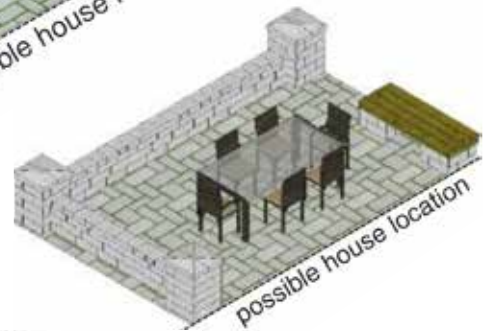
Bistro

**AB Courtyard** packages are designed layouts for a typical sized patio area. Simple seat wall patios to patio walls, posts and areas to insert a patio grill that become an extension of your home are packaged together with installation instructions for the professional contractor or weekend DIY enthusiast.

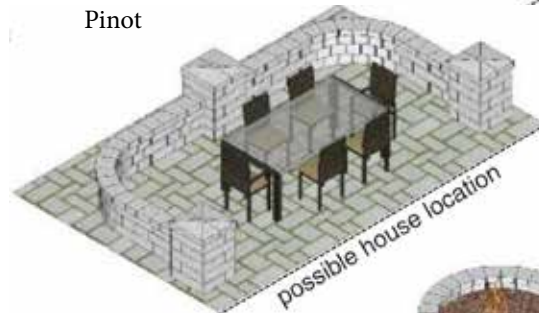
Espresso



Napa



Pinot



Chianti



Here are a few of the designs available. For all the Allan Block Courtyard packages, please go to; <https://consumersconcrete.com/ab-courtyard/> and click on the Top 12 Courtyard Patio Packages icon.



For all the Allan Block Courtyard packages go to:  
<https://consumersconcrete.com/ab-courtyard/>









# ROCKWOOD® E-Z Wall II™

Build the garden area of your dreams! The angled design of E-Z Wall II™ makes it easy to create curves and corners. With its beautiful split straight finish, it provides a clean look with unlimited design capabilities. This versatile 4.5" high x 8" wide x 9" deep unit is a great choice for many types of outdoor projects. The reversible 3" high x 8" wide x 9" deep Mini-Cap™ is often used to give the project a wonderful finished appearance.




E-Z Wall II™



Mini-Cap™



## Standard Colors



Antique



Country



Granite



Montana

Custom Colors  
Available

Description	Size HxWxD (Inches)	Sq. Ft. Unit	Weight (Pounds)	Units Pallet	Sq. Ft. Pallet	Weight Pallet	Set Back
EZ Wall II™	4.5 x 8 x 9	0.25	23	120	30	2,810	3/4"
Mini-Cap™	3 x 8 / 6 x 9	0.145 avg.	26.5	192	27.84	2,900	



For more information about this product go to:  
<https://consumersconcrete.com/rockwood-ez-wall-ii/>









# Lakeland® Tumbled Walls & Riverland® Walls

**Lakeland's** earthy colors and aged appearance will enhance the style of any home. The heart of this system is a handy 4" x 8" x 12" unit. When combined with other sizes, this multi-piece system creates the enviable look of an old-world country estate.

Small and Medium sold as a set



Large Unit



Medium Unit



Small Unit

**Riverland®** is a multi-sized curved system that allows for easy construction of 8' radius retaining walls and seat walls. A companion product to the Lakeland® system, Riverland® is sure to beautify your outdoor space.



Large Radius Unit



Medium Radius Unit



Small Radius Unit



Antique



Country



Granite



Montana



**Grand Firepit Block**  
19 Wedge Block per course  
4" x 8" / 6" x 8"

Description	Size HxWxD (Inches)	Sq. Ft. Unit	Weight (Pounds)	Units Pallet	Sq. Ft. Pallet	Weight Pallet
Small	4 x 4 x 8	0.33	31	96	32	2,976
Medium	4 x 8 x 8	Set	Set	Sets	Set	Set
Large	4 x 8 x 12	0.33	31	96	32	2,976
Wedge	4 x 8 / 6 x 8		17	168		2,905
Small Radius Set	4 x 8 x 8					
Medium Radius Set	4 x 12 x 8	1.0	90.0	30	30	2,750
Large Radius Set	4 x 16 x 8	Set	Set	Sets		



For more information about this product go to:  
<https://consumersconcrete.com/lakeland-tumbled/>





**CabinStone** is sure to add elegance and beauty to any landscape project. Designed for easy installation on straight or curved walls, it is limited only by your imagination. Its handy 4" high x 12" wide x 8" deep size makes it a convenient unit to work with. The reversible 3" high x 8" wide / 6" back x 9" deep Mini-Cap™ is ideal for finishing off your wall and is manufactured in the same beautiful colors.




**CabinStone**



**Mini-Cap™**

### Standard Colors




Antique



Country



Granite



Montana

Custom Colors  
Available



Description	Size HxWxD (Inches)	Sq. Ft. Unit	Weight (Pounds)	Units Pallet	Sq. Ft. Pallet	Weight Pallet	Set Back
CabinStone	4 x 12 x 8.5	0.33	26.5	96	31.68	2,594	1"
Mini-Cap™	3 x 8 / 6 x 9	0.145 avg.	26.5	192	27.84	2,900	



For more information about this product go to:  
<https://consumersconcrete.com/cabin-stone/>





SECTION	PAGE
Canyon Stone Tumbled Pavers .....	22-23
Verano Smooth Pavers.....	24-25
Heritage Pavers .....	26-27



The information in this brochure is illustrative. Always consider current specifications, availability, and actual samples before making final selections.

Interlocking concrete paving stones or “pavers” as they are simply known are one of the most enduring and trusted ways to make your outdoor living space more beautiful. Our pavers come in tumbled and non-tumbled styles and offer virtually unlimited design choices. Our pavers coordinate well with our garden and retaining walls and are an excellent base for our Outdoor Living and Outdoor Kitchen Kits. You can be confident our pavers are manufactured to the highest standards and will provide a beautiful and durable surface for many years to come.







# Canyon Stone Tumbled Pavers

Enjoy the warmth and beauty of **Canyon Stone** tumbled pavers. The naturally aged look and texture of Canyon Stone is sure to please. Manufactured in the same beautiful colors as Lakeland™ and Riverland™ wall lines, Canyon Stone is sure to coordinate and complete your outdoor space.



## Standard Colors



Antique



Country



Granite



Montana




For more information about this product go to:  
<https://consumersconcrete.com/canyon-stone-tumbled/>

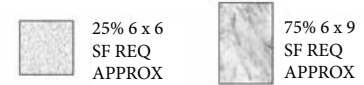
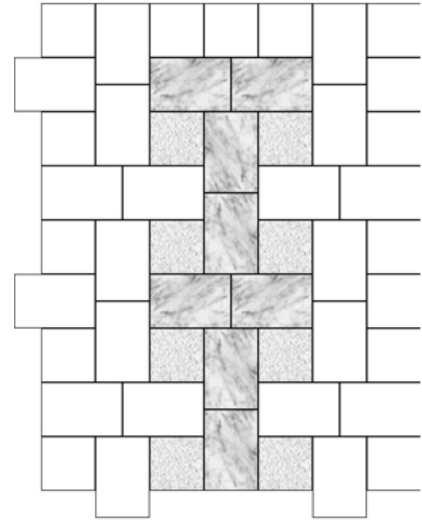


# Patterns - for Canyon Stone Tumbled Pavers

## ▼ Canyon Stone 90° Herringbone Pattern




## ▼ Canyon Tumbled Paver 6 x 6 and 6 x 9 Canyon Pattern



No Cutting Required if Project Size Allows

## ▼ Canyon Three Size Random Pattern



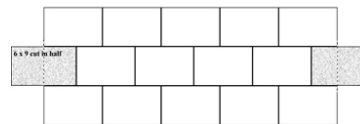
6 x 3 3.5 11% of area  
6 x 6 6 36% of area  
6 x 9 9 54% of area

Note: Trim and use edge pieces as needed.

## ▼ Canyon Tumbled Paver



6" x 6" and 6" x 9" Running Bond  
Use 6" x 3" as needed



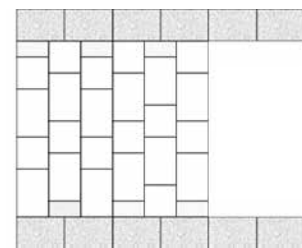
6" x 9" Running Bond

Field Cutting Required To Finish Edges

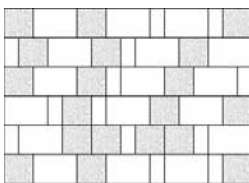
## ▼ Canyon Tumbled Pavers Soldier Course Application

6" x 6" and 6" x 9"  
With 6" x 9" Soldier Course

6" x 3" Piece



## ▼ Canyon Tumbled Paver 3-Stone-Random Run



Note: This random pattern is not exact.

Description	Size HxWxD (Inches)	Sq. Ft. Unit	Weight (Pounds)	Units Pallet	Sq. Ft. Pallet	Weight Pallet
Small	6 x 3x 2.5	0.125	3.5	384	48	1,370
Medium	6 x 6 x 2.5	0.25	7	384	96	2,738
Large	6 x 9 x 2.5	0.375	11	240	90	2,690



For more information about this product go to:  
<https://consumersconcrete.com/canyon-stone-tumbled/>





# Verano Pavers

**Verano's** weathered limestone surface gives an aged look that is appealing in all settings. Its distinguished large format and random appearance will give your landscape a look to be proud of. Verano is offered in a smooth texture as our standard. A tumbled variation is available as a Special Order.

## Verano Smooth



## Standard Colors



**Country**



**Montana**



Small



Medium



Large



## Verano Tumbled (Special Order)



Small (Special Order)



Medium (Special Order)



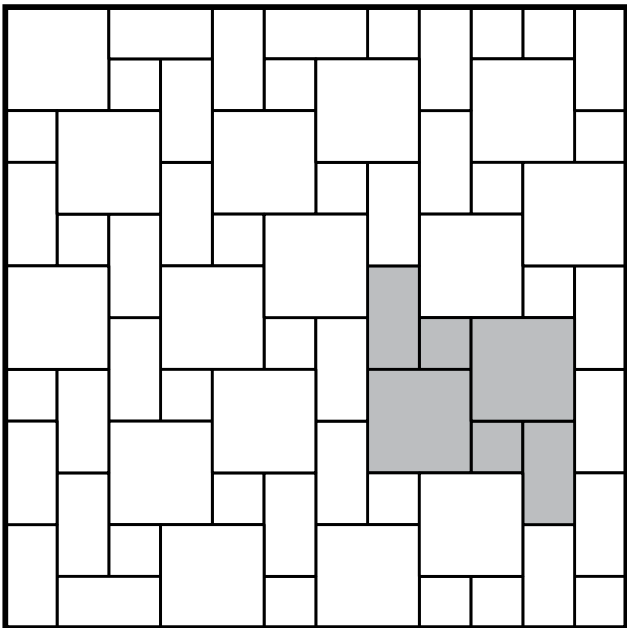
Large (Special Order)



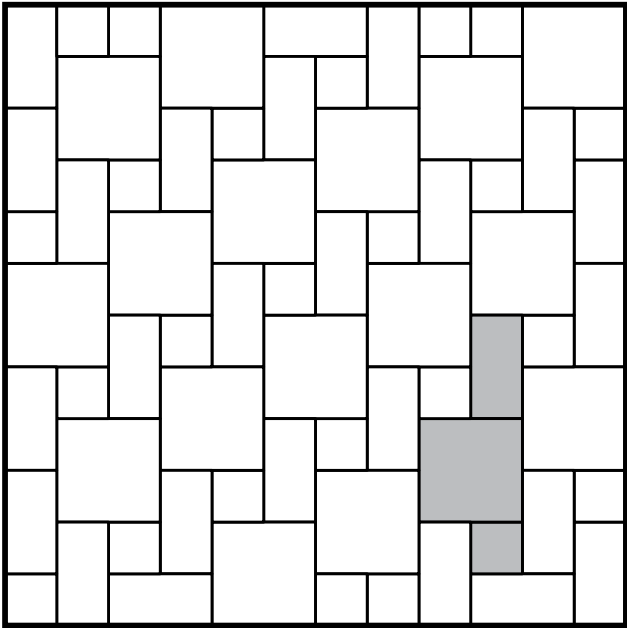
For more information about this product go to:  
<https://consumersconcrete.com/verano-pavers/>




# Patterns - for Verano Pavers



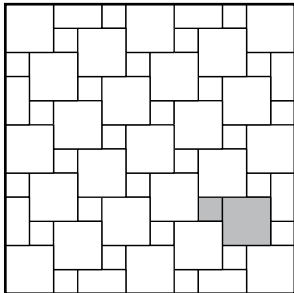
1



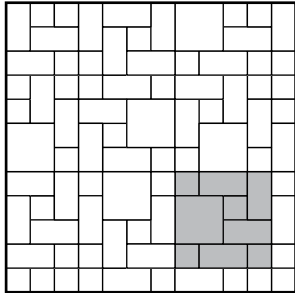
2



3



4



5

		5.75x5.75	5.75x11.75	11.75x11.75
Pattern	#1	14%	29%	57%
	#2	14%	29%	57%
	#3	33%	67%	0%
	#4	20%	0%	80%
	#5	25%	50%	25%

Description	Size HxWxD (Inches)	Sq. Ft. Unit	Weight (Pounds)	Units Pallet	Sq. Ft. Pallet	Weight Pallet
Small	5.75 x 5.75 x 2.5	0.23	6.3	280	64.4	1,815
Medium	5.75 x 11.5 x 2.5	0.46	12.6	224	103.04	2,875
Large	11.5 x 11.5 x 2.5	0.92	25.3	108	99.36	2,780



For more information about this product go to:  
<https://consumersconcrete.com/verano-pavers/>





# Heritage Pavers

The timeless simplicity of **Heritage Concrete Pavers** complement any design from Contemporary to Cape Cod and Craftsman to Victorian. Heritage tumbled and non-tumbled pavers will work well with Herringbone, Running Bond and Parquet patterns. Heritage Pavers offer an excellent base for your Outdoor Living space to be created on.

## Standard Colors



Antique



Granite



Country



Montana



Non-Tumbled


Tumbled




For more information about this product go to:  
<https://consumersconcrete.com/heritage/>




# Patterns - *for Heritage Pavers*




Herringbone 45°



Herringbone 90°



Parquet



Runner Bond

Description	Size HxWxD (Inches)	Sq. Ft. Unit	Weight (Pounds)	Units Pallet	Sq. Ft. Pallet	Weight Pallet
Regular	4 x 8 x 2.375	0.222	6.2	480	106.6	3,000
Tumbled	4 x 8 x 2.375	0.222	6.2	480	106.6	3,000



For more information about this product go to:  
<https://consumersconcrete.com/heritage/>







# Outdoor Living Kits

Pages 28-39



SECTION	PAGE
Kitchens .....	30-33
Fireplaces .....	34-35
Bar Series .....	36-37
Water Features .....	36-37
Fire Rings.....	36-37



The information in this brochure is illustrative. Always consider current specifications, availability, and actual samples before making final selections.

Our Outdoor Living Kits are a collection of ready to assemble kitchens, fireplaces, water features, tables and other ideas that turn your backyard into an outdoor space that is both beautiful and functional. Build your ultimate outdoor space all at once or add pieces and features over time. The modularity of our outdoor living kits makes it easy to do at the pace you want.

The kits come with everything you need to complete the project.



- Easy to read and follow step by step instructions
- Concrete blocks that are precut and sized to fit
- Cast smooth, honed tops and mantels that are hand chiseled or high grade 3cm granite tops
- Gloves and VOC compliant adhesive.





A



B Grill may vary from picture



C Pizza Oven Not Included



D



# Kitchens

*necessaries*  
kits for outdoor living

## A & B) Sizzler Pro Grill Cabinet

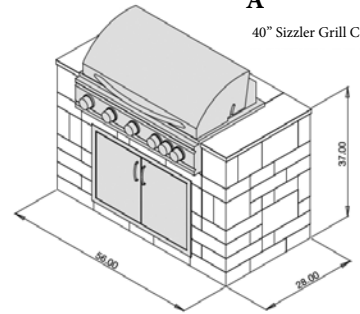
- #443 stainless steel construction
- Push-to-turn knob ignition
- 12,000 BTU #304 stainless steel burners
- 15,000 BTU infrared back burner
- Double-lined hood assures optimal airflow
- 8mm cooking grates won't warp or rust
- Easy-clean briquette system for even heat
- 30" double stainless doors
- Choice of granite and cabinet color
- Grill may appear different than picture

### Deluxe Rotisserie (optional)

- #304 stainless steel, heavy-duty motor and 25 lb. capacity

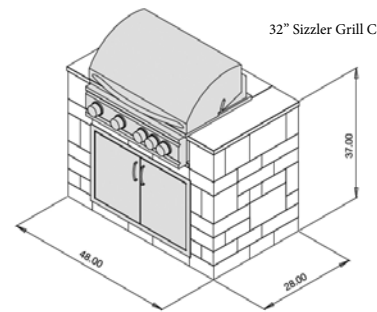
A

40" Sizzler Grill Cabinet



B

32" Sizzler Grill Cabinet



## C) Woodbox/Stand Kit

Outdoor Oven (not included)

- 4.75 cu. ft. of storage
- (16" W x 16" D x 32" H opening)
- Choice of granite and cabinet color

## D) Island Cabinet

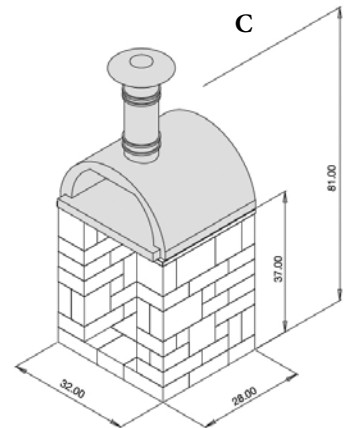
- Two easy-glide stainless steel drawers and magnetic close door
- Choice of granite and cabinet color
- Optional 15" stainless sink and faucet

## E) Refrigerator Cabinet

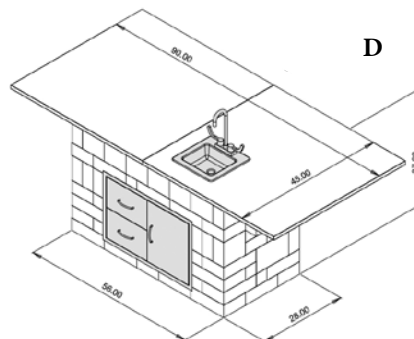
Refrigerator (not included)

- 24" W x 24" D x 36" H opening
- Choice of granite and cabinet color
- Refrigerator (optional)

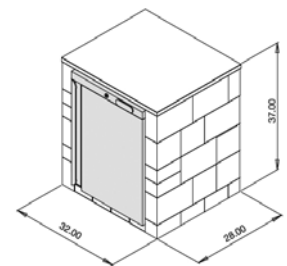
C



D



E



E Refrigerator Cabinet Kit Not Included



For more information about this product go to:  
<https://consumersconcrete.com/kitchens/>






A



B



C



Viscon White  
Natural Granite  
Color may vary from unit to unit

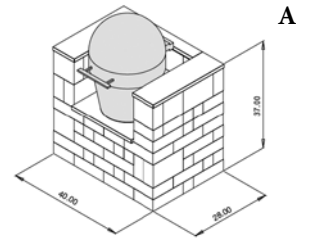


# Kitchens

*necessaries*  
kits for outdoor living

## A) Smoker Cabinet

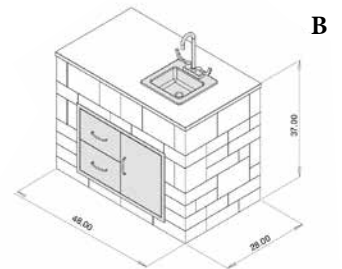
- Smoker (not included)
- 24" W x 24" D opening for your smoker



## B) Prep Center Cabinet

With over 9 sq. ft. of surface, the Prep Center Cabinet will be appreciated for its generous workspace. Build it with the optional sink, and it will make your outdoor kitchen truly complete.

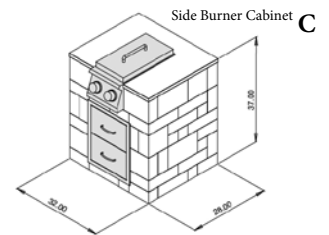
- Two easy-glide stainless steel drawers and magnetic close door
- Choice of granite and cabinet color
- Optional 15" stainless sink and faucet



## C) Side Burner Cabinet

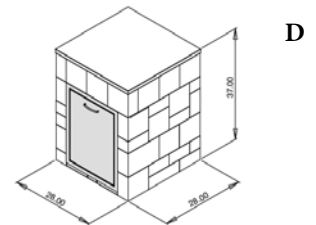
Combine the comfort of an indoor kitchen range with all the benefits of being outside. Specially designed for performance and function, Summerset's double side burner is the perfect addition to your outdoor kitchen.

- #304 stainless steel construction
- Push-to-turn knob ignition
- Easy-glide enclosed stainless steel drawers
- 24,000 BTU solid brass burners
- 19.5" x 10.5" cooking surface
- Protective stainless steel cover
- Choice of granite/cabinet color
- Side Burner may not look like picture



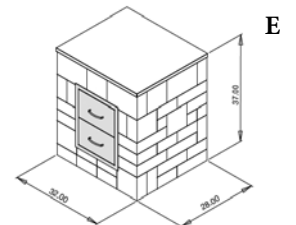
## D) Trash Cabinet

- #304 stainless steel construction
- Easy-glide pullout drawer
- Accommodates a 12 gallon trash can
- Choice of granite and cabinet color



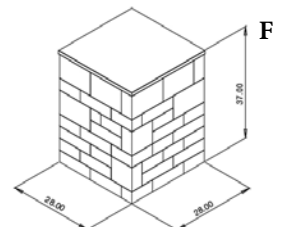
## E) Two Drawer Cabinet

- Two easy-glide stainless steel drawers



## F) Corner Cabinet

- Creates L-shaped kitchen designs



## Standard Colors



Antique



Country



Granite



Montana

Black Pearl  
Natural Granite  
Color may vary from unit to unit



For more information about this product go to:  
<https://consumersconcrete.com/kitchens/>







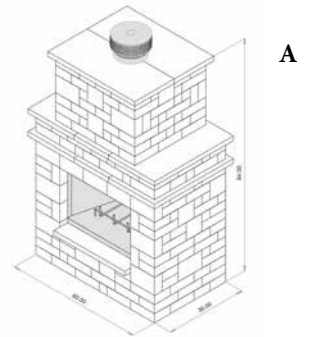
# Fireplaces

*necessaries™*  
kits for outdoor living

There is nothing quite like the warmth and glow from a crackling fire in your own backyard. From the large Grand to the smaller Compact, our Fireplaces are sure to generate warm accolades from family and guests for years to come.

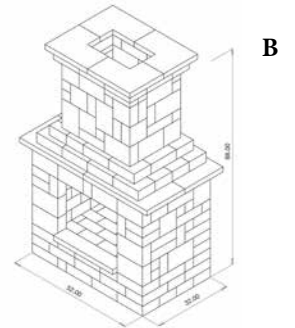
## A) Grand

The Grand Island is an easy to design and build kitchen and entertainment area. The Grand Island is a modular kit allowing you to add to the base module as your needs grow. The 96" w x 48" d x 46" h (8 ft) kit is shown in Picture A with the optional 4 ft corner bar kit attached. The grill in the picture may vary from the actual Sizzler Pro model.



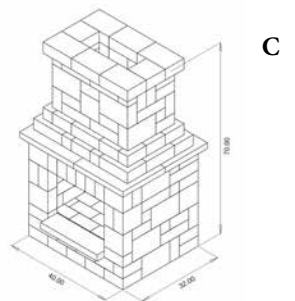
## B) Victorian (Shown with optional hearth kit)

The 52" w x 32" d x 89" h dimensions makes the Victorian Fireplace the center piece in any backyard. Includes protective firebrick. Add the optional hearth kit and/or wood box kit(s) to enhance the appearance and usability of this unit.



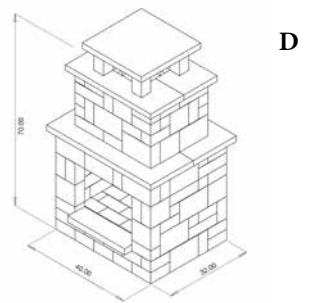
## C) Colonial

The 40" w x 32" d x 70" h, includes protective firebrick, shown with optional firebox and hearth kits.



## D) Compact

The 40" w x 32" d x 70" h, includes protective firebrick, shown with optional firebox and hearth kits.



## Standard Colors



Antique



Country



Granite



Montana



For more information about this product go to:  
<https://consumersconcrete.com/fireplaces/>







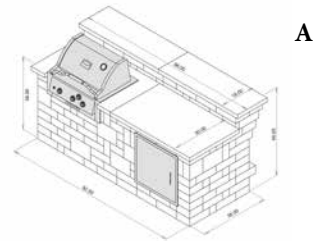
# Bar Series, Water Features & Fire Rings

Our outdoor living kits by Necessaries® bring the options of fire rings, water features, bars, tables and pillars to your project with affordable and easy to build kits. Each outdoor kit comes complete with everything you need, precut block, adhesive and easy to follow step by step assembly instructions.

No Cutting. No Guessing. No Hassles. No Problem!™

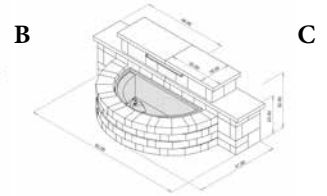
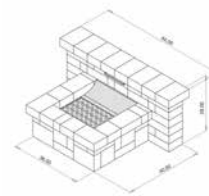
## A) Grand Bar Series

The Grand Island Bar Series is modular, making it easy to design and build large kitchen and entertainment areas. The Grand Island Bar 8' kit - 96"w x 48"d x 46"h is shown with optional corner bar, 4' Bar section, Sizzler Pro Grill and stainless steel storage door. Grill may vary from picture



## B) Compact Water Feature

64"w x 40"d x 28"h  
light kit optional

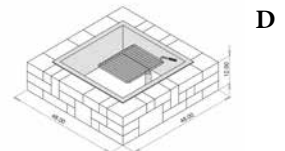


## C) Grand Water Feature

98"w x 48"d x 32"h  
light kit optional

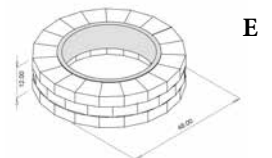
## D) Victorian Fire Ring

48"x 48" x 12"h, includes heavy 4 piece steel insert, swivel cooking grate optional.



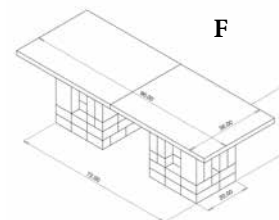
## E) Grand Fire Ring

48"dia x 12"h, includes heavy steel ring insert. Swivel cooking grate, fire ring cap, EZ access spark screen, and fire ring caps are optional. Optional propane or natural gas insert available



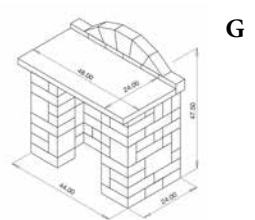
## F) Dining Table

36"w x 96"l x 30"h



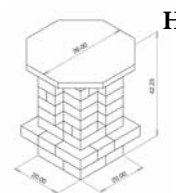
## G) Compact Bar

48"w x 24"d x 38"h



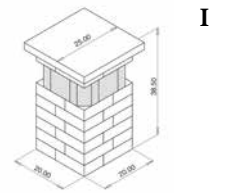
## H) Pub Table

36" octagon top x 42"h



## I) Pillar Kit with Glass

20"w x 20"d x 38"h, includes cap and glass block, does not include lights.



## Standard Colors:

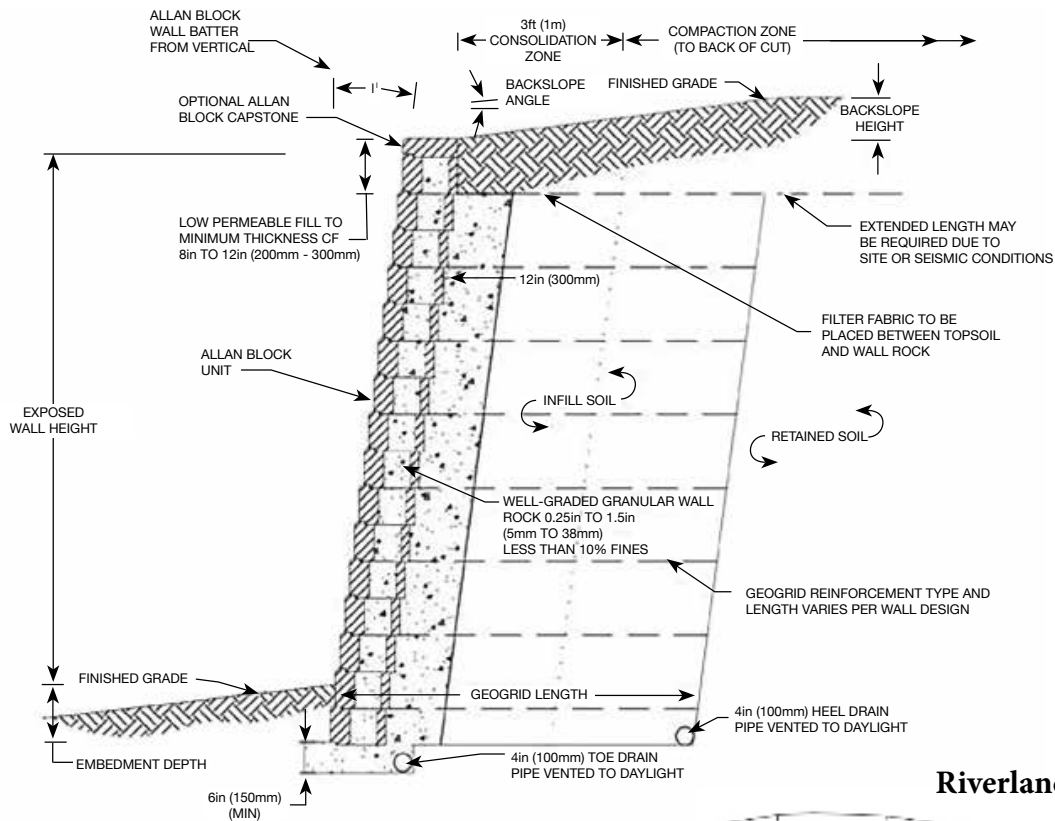
Antique, Country, Granite, Montana



For more information about this product go to:  
<https://consumersconcrete.com/water-features-fire-rings/>

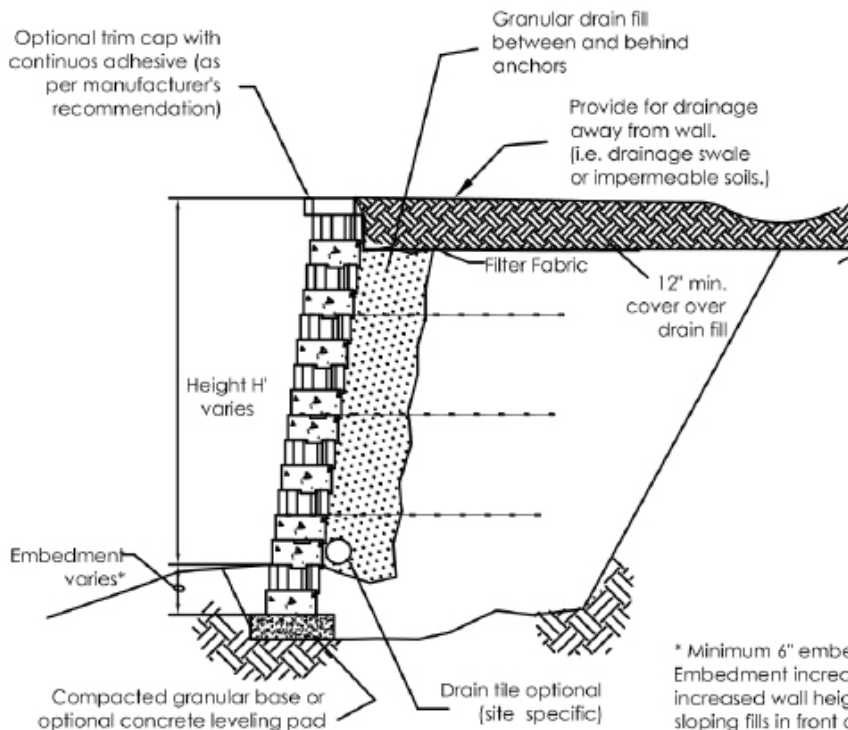


# Cross Sections - Typical Reinforced Wall Sections



**ROCKWOOD**

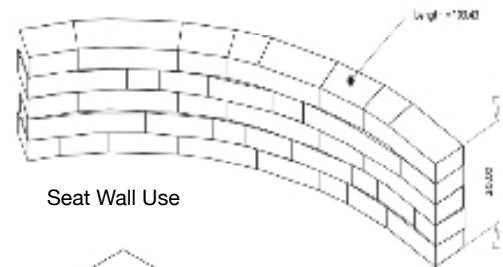
Optional trim cap with continuous adhesive (as per manufacturer's recommendation)



Typical Cross Section

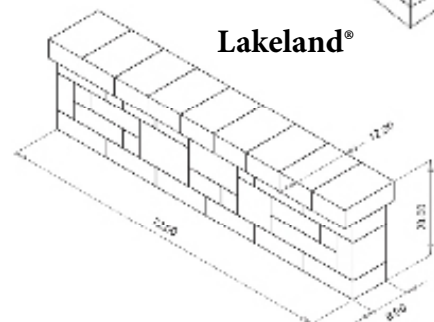
\* Minimum 6" embedment. Embedment increases with increased wall heights, sloping fills in front and behind wall or poor foundation soils. contact local engineer for guidance.

**Riverland®**



Seat Wall Use

**Lakeland®**



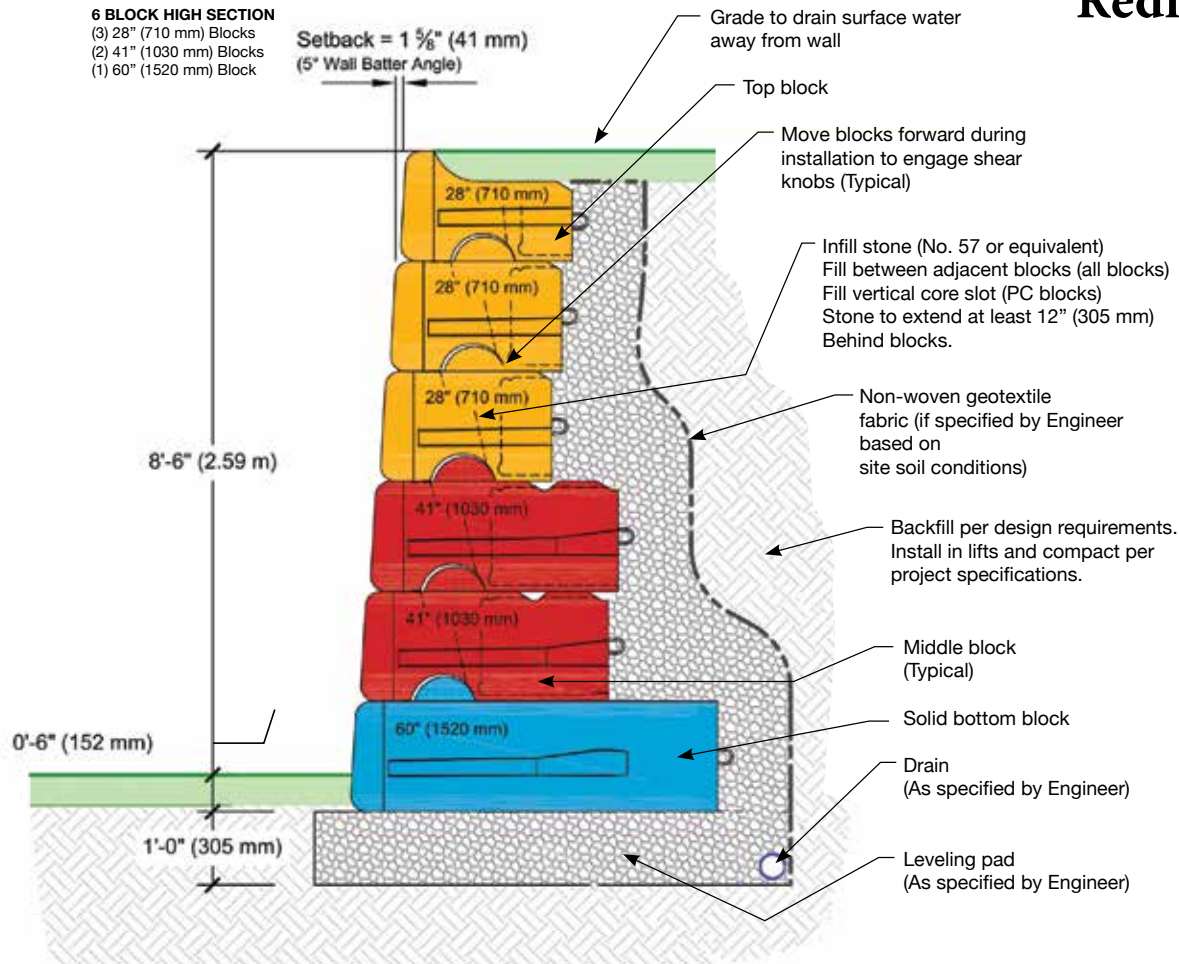
## Retaining Wall Considerations:

- Soils: Clay, Sandy, Organic
- Lot Lines
- Utilities
- Permits
- Wall Height
- Slope Above the Wall
- Weight Above the Wall
- Reinforcement Grid
- Seawall Use



# Reference Walls

**Redi-Rock™**



$\phi = 28^\circ$  | SILTY SAND or CLAYEY SAND  
**LOAD CONDITION A** | NO LIVE LOAD SURCHARGE, NO BACK SLOPE, NO TOE SLOPE

**These drawing are for reference only.** Determination of the suitability and /or manner of use of any details contained in this document is the sole responsibility of the design engineer of record. Final project designs, including all construction details, shall be prepared by a licensed professional engineer using the actual conditions of the proposed site. Final wall design must address both internal and external drainage and all modes of wall stability.

**About Color:** The color illustrations are as accurate as photography and printing processes allow. Final selection of colors should be made from several physical samples. Shade variations are inherent in colored concrete products using natural materials. Delivered product can vary slightly from physical samples. When installing colored concrete products, units should be selected randomly from several pallets simultaneously.

**About Efflorescence:** Efflorescence is a whitish, powder like deposit that may sometimes appear on the surface of manufactured concrete products. It may appear immediately or within a short time after installation. Left alone, normal wear and exposure to the elements will dissipate efflorescence. Efflorescence is a normal occurrence in all cement-based products. Because it is a natural reaction to the proper hydration of concrete, we accept no responsibility or liability for replacement. If there is a need to remove the efflorescence before it naturally wears away, best results are obtained by using an efflorescence remover following proper application directions which are available from most mason supply dealers. We do not advise the use of muriatic acid. If a sealer is to be applied to the manufactured concrete products, it is recommended that any presence of efflorescence be removed prior to the sealer being applied.





Distributed By



CORPORATE OFFICE  
3506 Lovers Lane  
Kalamazoo, 49001  
[consumersconcrete.com](http://consumersconcrete.com)

PURE *M*ICHIGAN®

2023 CATALOG  
**OUTDOOR LIVING  
RETAINING WALLS  
GARDEN WALLS  
PAVERS**

The Company To Trust When The Concrete Matters